

Chepstow Museum

Address:

Chepstow Museum
Gwy House
Gwent
Bridge Street
Chepstow
Monmouthshire
NP16 5EZ



Contact Telephone:

01291 625981

What3Words:

Main building entrance – nimbly.magazines.acted

Chepstow Museum is located in Chepstow, Monmouthshire, southeast Wales. It is operated by Monmouthshire Museums Service. The Museum is just across the road from Chepstow Castle in an elegant 18th century house, built by a prosperous Chepstow merchant family.



On site assistance can be provided by front of house staff when required.



Opening Times:

- Sunday: 11 am–4 pm
- Monday: Closed
- Tuesday: 11 am–4 pm
- Wednesday: Closed
- Thursday: 11 am–4 pm
- Friday: 11 am–4 pm
- Saturday: 11 am–4 pm

Local Transport Links:



- The nearest bus station is Chepstow Bus station. The bus station is located on Thomas Street, next to M&S Foodhall.
- The bus station's postcode is NP16 5DH.
- It is approximately 15 minutes' walk from Chepstow Bus Station to the Museum and Castle.
- The route from the bus station to the museum is downhill.



Parking:

The Castle Dell Car Park is opposite Chepstow Museum.

- Castle Dell is a Long Stay Pay and Display car park.
- Accessible bays are provided.
- Blue Badge holders have free parking displaying a valid Blue Badge.
- The Tourist Information Centre is situated within the car park grounds.
- Pay and display car parks operate Monday to Sunday 8am to 6am including Bank Holidays.



Car park



Car park



Drop off:

- The town centre is 5 mins walk downhill to the Museum.
- Coaches are encouraged to alight in the town.
- Coaches can collect passengers from the car park at the end of day outside of the Tourist Information Office opposite the Chepstow Museum.

Further information regarding transport to Chepstow can be found here:

<https://www.monmouthshire.gov.uk/buses-trains/bus-timetables-2/>

Pedestrian Routes:

- Approach routes are free of kerbs.
- There are no pedestrian crossings within the vicinity of the Museum.
- The route coming downhill to the museum is narrow in areas, at approximately 762mm.
- The ramp rail slightly impedes the entrance from the side, narrowing this area to 917mm.



Entrances:


- The main entrance door has an opening width of 1207mm. These door remain open during opening hours.
- Visitors should note that the doors open both outwardly and inwardly.
- The silver frame, lobby doors have an opening width of 844mm wide.
- A level threshold is provided at the main entrance.
- A folded, metal door control is provided to this door.





Ramped Entrance:

- A ramp is located to the left of the main entrance.
- Contrast is not provided to this ramp.
- A handrail is provided to one side only of the ramp.
- The ramp is marginally steep.
- The surface of the ramp is firmly fixed and slip resistant.



Reception:

- The reception desk does not feature a lowered section or recessed area.
- An induction loop is not provided.



Main Routes:

- Most routes within the museum are generally 1200mm or greater.
- The museum play area has an entrance door width of 697mm.
- Corridors are obstruction free.



General WC Facility:

- The ground floor WC facilities are 818mm wide by 1937mm long.
- Floors are slip resistant.
- Turn taps are provided.



Accessible WC Facility:

- An accessible WC is provided on the ground floor.
- The compartment is approximately 2023mm by 1870mm
- A level route toward the accessible WC is provided.
- The direction of transfer onto the toilet is from the left.
- A cord alarm system is available.
- This facility is also used for baby changing.



Vertical Circulation:





Passenger Lift:

- A lift is not provided to this site.
- Access to the first floor is not available via level access.




Stairs:

- Stairs to the first floor are tapered at direction changes.
- Handrails are provided to one side of the stairs.



Lighting:

- Lighting levels are adequate across most areas of the museum.
- Low lighting is provided in some exhibition areas on the ground floor.



Services and Facilities:



- There are televisions provided throughout the museum however, none feature subtitling or transcripts.



- The museum does not provide large, printed material.
- Leaflets are not provided in alternative accessible formats.

Retail Shop:

- The shop is located in the reception area.
- Items are positioned at lower levels.



Café Area:

- There is no café/cafeteria facility at the museum.

Acoustics:

- No unexpected noises are provided to the museum.

Glazing:

- No areas of high glazing are provided in the museum.

Further information:

- This museum does not currently offer tours.
- There are some items and objects of reference that can be touched.



- The fire alarm system does not feature flashing beacons.